

# Subsidios Ejecutados por Región

AÑOS 2010 - 2021



# SUBSIDIOS EJECUTADOS AÑO 2021, POR REGIONES

en miles de pesos

Región	Subt. 24-511	Subt. 24-01 512 regiones												Subt. 24-01					Subt. 31-01	Subt. 33										
	Zonas Aisladas	Art. 3b*)			(Art. 4a*)	Programa de Apoyo Al Transporte Regional (Art. 5a*)								"Subtotal 512"	Subsidio Adulto Mayor	Transitorio Transantiago	Subsidio Transporte - Transantiago	Subsidio Especial - Transantiago	Subsidio Bono 5 UTM	Iniciativas de Inversión	Transferencias de Capital	FAR								
		Zonas Licitadas	Perímetros	Empalme y Compensación Tarifaria	Zonas no Licitadas	Zonas Aisladas	Zonas Extremas	Transporte Escolar	Otros Programas	Operación	Servicio Elecciones	Conectividad Rural	TNE EXT		Art.5 (3 UTM)	513	520	521	522	523	002	33-01	33-02							
Arica y P.					290.104	196.198		596.379						13.440	89.421	146.505	37.916	1.369.963									302.524			
Tarapacá			2.637.272	841.134		361.090		178.728						1.857	53.764	13.409	24.233	4.111.486									505.926			
Antofagasta		1.172.497	5.638.406	3.345.412		360.434		111.469						3.745	470.659	1.188.644	96.747	12.388.013									75.560			
Atacama					350.722	188.727		427.744						13.147	428.886	130.632	24.708	1.564.565									273.000			
Coquimbo					2.132.990	337.574		530.266						43.840	919.532	818.848	51.719	4.834.770									258.736			
Valparaíso	1.322.826	1.535.940	18.155.733	8.127.990	730.368	518.057		952.215						48.282	210.258	4.285.042	427.299	34.991.185								1.339.645	2.189.430			
R.M.**						190.242		1.659.763						29.799	305.742	1.435.838	280.177	3.901.560		226.348.070	238.922.964	154.089.554	50.134.342		222.523	1.175.459				
O'Higgins		1.706.283		786.495	341.646	385.700		1.774.133	90.000					33.927	439.653	846.995	97.990	6.502.821								349.500				
Maule			252.593	319.235	2.812.536	1.179.450		2.218.337						57.180	366.429	1.595.624	212.964	9.014.347									763.641			
Biobío	60.601	13.972.111	38.485	9.184.317	1.402.511	3.125.449		621.782	79.000					25.832	468.532	4.129.449	317.039	33.364.507								729.227	4.176.238			
Ñuble					415.593	15.947		623.413						16.588	80.992	714.276	125.092	1.991.901												
Araucanía		8.030	304.766	50.310	2.855.376	3.407.725		3.002.703	390.000					242.261	1.813.102	1.465.491	149.358	13.689.120									849.000			
Los Ríos			2.640.593	764.764	443.342	3.671.437		2.068.004	156.000					66.468	184.199	814.177	94.946	10.903.929									305.296			
Los Lagos	4.309.238		367.719	60.123	1.923.736	12.029.835		3.773.143	1.630.396					238.860	647.223	1.450.034	206.766	22.327.836									304.490			
Aysén	6.132.621				15.672	2.210.892		327.613	740.746					25.679	371.056	15.976	7.614	3.715.248												
Magallanes	2.152.350					2.602.755	5.383.258	199.533	709.117					13.174	515.537		13.364	9.436.738									538.565			
Por distribuir										1.884.371								1.884.371	24.910.216										17.171.318	
<b>TOTAL 2021</b>	<b>13.977.635</b>	<b>18.394.860</b>	<b>30.035.567</b>	<b>23.479.779</b>	<b>13.714.594</b>	<b>30.781.512</b>	<b>5.383.258</b>	<b>19.065.225</b>	<b>3.795.259</b>	<b>1.884.371</b>	<b>874.079</b>	<b>7.364.987</b>	<b>19.050.940</b>	<b>2.167.929</b>	<b>175.992.361</b>	<b>24.910.216</b>	<b>226.348.070</b>	<b>238.922.964</b>	<b>154.089.554</b>	<b>50.134.342</b>	<b>6.817.635</b>	<b>7.541.126</b>	<b>17.171.318</b>							

\* Ley 20.378

\*\* Comunas rurales RM

# SUBSIDIOS EJECUTADOS AÑO 2020, POR REGIONES

en miles de pesos


Región	Subt. 24-511	Subt. 24-01 512 regiones													Subt. 24-01			Subt. 31-01	Subt. 33			
	Zonas Aisladas	Zonas Licitadas	Zonas Licitadas	Zonas no Licitadas	Programa de Apoyo Al Transporte Regional (Art. 5a*)									"Subtotal 512"	Transitorio Transantiago	Subsidio Transporte - Transantiago	Subsidio Especial - Transantiago	Iniciativas de Inversión	Transferencias de Capital	FAR		
		(Art. 3b*)	Perímetros	(Art. 4a*)	Zonas Aisladas	Zonas Extremas	Transporte Escolar	Otros Programas	Operación	Servicio Elecciones	Conectividad Rural	TNE EXT	Art.5 (3 UTM)		Subsidio A. Mayor	520	521	522	002	33-01	33-02	
Arica y Parinacota				571.645	190.472		540.101			5.726	60.346	144.668	37.509		1.550.467				3.159			
Tarapacá		2.229.704		73.941	430.891		186.647			840	42.589	396.505	53.671	66.992	3.414.787				197.406			
Antofagasta		5.380.795	557.714	14.359	377.987		145.712	80.000		1.066	523.935	1.287.089	135.397	322.879	8.504.052				310.223			
Atacama				615.997	198.131		500.037	25.000		4.181	444.698	124.866	24.396		1.937.306				100.762			
Coquimbo				3.367.307	508.220		526.944			8.832	873.204	1.130.388	140.276		6.555.170							
Valparaíso	1.902.928	14.119.389	6.026.290	2.110.937	616.249		1.034.482			11.205	194.901	4.487.015	369.267	388.811	28.969.735				70.000	2.052.174		
Metropolitana**				971.984	150.493		1.718.962			5.226	316.337	1.980.162	273.843		5.417.007	221.367.306	233.665.490	150.225.497	178.631	1.101.769		
O'Higgins		1.339.153		900.276	433.061		1.774.337	25.000		11.395	481.619	816.794	136.617	80.122	5.918.251				4.235			
Maule				5.238.682	1.723.687		2.251.644			15.048	354.526	2.178.829	309.827		12.072.243				390.303			
Biobío	60.575	15.137.681		2.871.794	2.618.661		639.459			10.713	489.264	4.234.811	292.417	519.708	26.294.799				620.072	3.914.428		
Ñuble				1.531.455	40.704		571.949	75.000		3.773	72.720	637.671	124.089		3.057.361				203.947			
Araucanía		66.812	335.096	4.625.275	3.845.792		3.225.123			56.898	1.783.814	1.857.037	230.236	12.212	16.026.084				278.608			
Los Ríos				2.178.064	4.706.739		1.940.788			16.617	207.905	730.195	94.076		9.874.384				206.138			
Los Lagos	4.576.245		293.480	4.320.181	11.948.237		3.437.488	1.703.731		54.140	775.823	1.348.271	244.263	9.661	24.125.614				370.035			
Aysén	6.526.460			118.359	2.422.504		335.226	467.391		7.912	428.521	17.449	7.471		3.804.833							
Magallanes	1.751.706				3.022.162	3.749.254	244.617	1.145.853		2.599	502.760		13.265		8.680.510				70.000			
Por distribuir									2.390.932						2.390.932							55.853.976
<b>TOTAL 2020</b>	<b>14.817.914</b>	<b>38.273.533</b>	<b>7.212.580</b>	<b>29.510.257</b>	<b>33.233.990</b>	<b>3.749.254</b>	<b>19.073.515</b>	<b>3.521.975</b>	<b>2.390.932</b>	<b>216.171</b>	<b>7.552.959</b>	<b>21.371.750</b>	<b>2.486.620</b>	<b>1.400.384</b>	<b>168.593.536</b>	<b>221.367.306</b>	<b>233.665.490</b>	<b>150.225.497</b>	<b>3.003.519</b>	<b>7.068.371</b>	<b>55.853.976</b>	

\* Ley 20.378

\*\* Comunas rurales RM

# SUBSIDIOS EJECUTADOS AÑO 2019, POR REGIONES

en miles de pesos



Región	Subt. 24-01 512 regiones												"Subtotal 512"	Subt. 24-01			Subt. 31-01	Subt. 33		
	Zonas Aisladas	Zonas Licitadas	Zonas Licitadas	Zonas no Licitadas	Programa de Apoyo Al Transporte Regional (Art. 5a*)							Transitorio Transantiago		Subsidio Transporte - Transantiago	Subsidio Especial - Transantiago	Iniciativas de Inversión	Transferencias de Capital	FAR		
		(Art. 3b*)	Perímetros	(Art. 4a*)	Zonas Aisladas	Zonas Extremas	Transporte Escolar	Otros Programas	Operación	Conectividad Rural	TNE EXT								Art.5 (3 UTM)	520
Arica y Parinacota				375.573	187.524		549.829				43.149	142.963	36.545	1.335.583				328.706		
Tarapacá		1.814.093			448.097		234.947				47.028	390.600	52.289	2.987.054				600.978		
Antofagasta		4.095.752		300.888	407.224		183.982				467.619	1.259.283	131.915	6.846.661				267.855		
Atacama				485.997	240.043		589.057	200.000			428.271	119.658	23.769	2.086.795				122.274		
Coquimbo				2.725.219	643.568		653.299	55.000			671.601	1.129.311	136.669	6.014.667				226.027		
Valparaíso	1.887.174	18.932.943		1.277.731	739.180		1.461.858	320.000			193.716	4.428.512	492.776	27.846.716				169.103	2.001.002	
Metropolitana**					105.160		2.360.112	693.595			283.681	1.660.256	267.796	5.370.599	237.333.208	253.244.142	141.419.120	526.548	1.074.296	
O'Higgins		1.412.649		570.446	442.204		2.165.403	422.430			462.398	800.084	133.104	6.408.717				526.856		
Maule				3.936.202	906.141		2.964.581	70.000			262.436	2.070.607	301.858	10.511.826				198.589		
Biobío	88.422	13.153.215		2.216.078	3.187.947		779.248	200.000			377.209	4.859.745	385.137	25.158.578				532.535	11.516.820	
Ñuble				821.430	42.807		668.373				99.157		118.604	1.750.372				95.412		
Araucanía		52.103	303.835	3.690.492	3.994.036		3.853.588	606.610			1.575.018	1.731.601	226.363	16.033.646				726.524		
Los Ríos				1.779.470	3.939.504		2.476.745				210.654	731.839	91.656	9.229.869				34.208		
Los Lagos	3.709.881		209.220	3.154.655	12.067.619		4.365.239	1.546.043			768.464	1.374.037	238.463	23.723.740				269.719		
Aysén	6.996.194			51.505	1.954.049		399.934	923.452			320.929	17.044	7.279	3.674.192						
Magallanes	2.101.207				3.554.119	2.767.963	330.524	926.484			390.198		12.691	7.981.978				199.920		
Por distribuir									1.845.430			-		1.845.430						48.951.224
<b>TOTAL 2019</b>	<b>14.782.879</b>	<b>39.460.754</b>	<b>513.055</b>	<b>21.385.687</b>	<b>32.859.222</b>	<b>2.767.963</b>	<b>24.036.717</b>	<b>5.963.614</b>	<b>1.845.430</b>	<b>6.601.528</b>	<b>20.715.542</b>	<b>2.656.912</b>	<b>158.806.423</b>	<b>237.333.208</b>	<b>253.244.142</b>	<b>141.419.120</b>	<b>4.825.255</b>	<b>14.592.118</b>	<b>48.951.224</b>	

\* Ley 20.378

\*\* Comunas rurales RM

# SUBSIDIOS EJECUTADOS AÑO 2018, POR REGIONES

en miles de pesos

Región	Subt. 24-01 512 regiones														Subt. 24-01-			Subt. 31-01	
	Zonas Aisladas	Zonas Licitadas	Zonas Licitadas	Zonas no Licitadas	Programa de Apoyo Al Transporte Regional (Art. 5a*)									"Subtotal 512"	Transitorio Transantiago	Subsidio Transporte - Transantiago	Subsidio Especial - Transantiago	Iniciativas de Inversión	Transferencias de Capital
		(Art. 3b*)	Perímetros	(Art. 4a*)	Zonas Aisladas	Zonas Extremas	Transporte Escolar	Otros Programas	Operación	Servicio Elecciones	Conectividad Rural	TNE EXT	Art.5 (3 UTM)	520	521	522	002		
Arica y Parinacota				293.271	183.196		674.222			9.279	25.815	155.453	33.478	1.374.714					
Tarapacá		1.755.671			432.617		204.101			1.007	36.810	400.611	47.855	2.878.673					
Antofagasta		3.953.035		243.979	418.015		276.494			1.338	421.507	1.217.227	120.782	6.652.378				433.195	
Atacama				412.200	239.036		575.106			3.958	347.666	131.880	21.768	1.731.613				193.357	
Coquimbo				2.109.831	581.875		657.944			19.691	603.098	1.043.023	125.144	5.140.606				195.839	
Valparaíso	2.019.670	18.112.777		1.020.683	499.218		1.410.680			11.404	157.828	4.517.701	446.253	26.176.543				572.504	1.948.655
Metropolitana**					80.286		2.341.379	315.575		7.243	253.792	1.242.893	244.275	4.485.442	209.473.406	221.110.817	137.223.543		1.046.192
O'Higgins		1.141.651		467.300	358.642		2.301.972	200.000		15.318	422.844	780.358	121.883	5.809.968				226.504	
Maule				2.946.549	1.179.860		3.186.188			19.358	220.955	2.123.736	276.376	9.953.022					
Biobío	54.665	13.705.883		2.355.831	3.250.630		1.691.612			21.526	399.774	4.681.497	461.223	26.567.976				195.220	3.716.971
Araucanía		99.773	262.857	2.475.456	3.517.448		3.892.213	222.000		79.521	1.359.883	1.742.241	205.376	13.856.769				1.215.331	
Los Ríos				1.384.270	4.053.776		2.753.056			19.440	200.267	630.350	83.906	9.125.064				109.531	
Los Lagos	2.643.334		121.827	2.478.856	19.216.636		4.840.810	367.863		119.026	705.682	1.361.353	217.869	29.429.923				322.098	
Aysén	6.784.131			33.037	1.917.097		450.361			13.054	249.817	18.735	6.660	2.688.759					
Magallanes	2.024.157				3.113.602	2.576.996	303.399	80.000		7.832	279.384	40.981	8.442	6.410.637					
Operacional Regiones									1.738.474					1.738.474					
<b>TOTAL 2018</b>	<b>13.525.957</b>	<b>38.768.791</b>	<b>384.685</b>	<b>16.221.264</b>	<b>39.041.933</b>	<b>2.576.996</b>	<b>25.559.535</b>	<b>1.185.438</b>	<b>1.738.474</b>	<b>348.995</b>	<b>5.685.121</b>	<b>20.088.039</b>	<b>2.421.291</b>	<b>154.020.561</b>	<b>209.473.406</b>	<b>221.110.817</b>	<b>137.223.543</b>	<b>3.463.579</b>	<b>6.711.818</b>

\* Ley 20.378

\*\* Comunas rurales RM

# SUBSIDIOS EJECUTADOS AÑO 2017, POR REGIONES

en miles de pesos

Región	Subt. 24-01 512 regiones														Subt. 24-01-				Subt. 31-02	
	Zonas Aisladas	Zonas Licitadas	Zonas Licitadas	Zonas no Licitadas	Programa de Apoyo Al Transporte Regional (Art. 5a*)									Subtotal 512	Transitorio Transantiago	Subsidio Transporte - Transantiago	Subsidio Especial - Transantiago	Subsidio Bono 5 UTM	Iniciativas de Inversión	Transferencias de Capital
		(Art. 3b*)	Perímetros	(Art. 4a*)	Zonas Aisladas	Zonas Extremas	Transporte Escolar	Otros Programas	Operación	Servicio Elecciones	Conectividad Rural	TNE EXT	Art.5 (3 UTM)		520	521	522	523	002	
Arica y Parinacota				341.750	150.759		655.054	130.000		9.279	22.282	145.659	34.706	1.489.490				473.430		
Tarapacá		1.732.104			404.161		135.281	180.000		1.007	13.885	410.272	49.063	2.925.773				74.864		
Antofagasta		3.868.781		332.716	370.669		258.546	75.000		880	87.587	1.164.654	119.312	6.278.145				898.039	103.410	
Atacama				364.458	210.303		318.237			105.329	76.335	123.495	32.616	1.230.772				514.842		
Coquimbo				2.107.260	540.184		374.710	453.000		15.756	385.205	979.219	101.331	4.956.665				1.094.364		
Valparaíso	2.164.857	16.312.521		1.055.213	479.837		927.927	535.000		8.239	103.773	4.336.857	435.293	24.194.659				2.096.298	1.419.337	1.883.257
Metropolitana**					57.626		2.201.452	372.583		2.859	113.055	2.033.657	110.949	4.892.180	204.165.113	220.506.025	63.240.400	2.845.016	32.938	1.011.081
O'Higgins		1.030.665		516.815	375.654		2.046.406	80.000		11.614	226.657	722.911	278.069	5.288.792				984.643	500	
Maule				3.143.915	1.035.321		2.660.539	230.000		17.380	128.442	1.983.121	495.228	9.693.946				748.462		
Biobío		11.900.113		2.460.323	3.161.709		1.441.487	1.533.000		26.119	294.310	4.491.362	209.353	25.517.776				1.072.591	211.763	3.592.227
Araucanía		138.527	165.341	2.809.563	2.971.341		3.068.572	1.605.916		73.469	1.045.537	1.630.705	205.590	13.714.560				531.492	1.605.731	
Los Ríos				1.382.272	2.758.703		2.504.281	144.900		18.894	137.815	588.810	10.593	7.546.267				251.978	752.779	
Los Lagos	4.118.354			2.140.185	10.139.282		4.097.550	1.468.344		100.966	422.730	1.279.255	9.199	19.657.510				801.615	812.504	
Aysén	7.276.177			26.764	1.743.779		397.862	869.804		10.254	196.032	17.329	242.387	3.504.212				98.132		
Magallanes	1.819.244			2.221	2.558.843	2.573.381	121.516	852.935		6.440	126.283	38.416	77.358	6.357.392				291.255		
Operacional Regiones									1.668.027					1.668.027						
<b>TOTAL 2017</b>	<b>15.378.631</b>	<b>34.982.711</b>	<b>165.341</b>	<b>16.683.453</b>	<b>26.958.171</b>	<b>2.573.381</b>	<b>21.209.418</b>	<b>8.530.481</b>	<b>1.668.027</b>	<b>408.485</b>	<b>3.379.928</b>	<b>19.945.722</b>	<b>2.411.047</b>	<b>138.916.164</b>	<b>204.165.113</b>	<b>220.506.025</b>	<b>63.240.400</b>	<b>12.777.021</b>	<b>4.938.963</b>	<b>6.486.564</b>

\* Ley 20.378  
 \*\* Comunas rurales RM

# SUBSIDIOS EJECUTADOS AÑO 2016, POR REGIONES


en miles de pesos

Región	Subt. 24-511	Subt. 24-01 512 regiones													Subt. 24-01-				Subt. 31-01	
	Zonas Aisladas	Zonas Licitadas	Zonas Licitadas	Zonas no Licitadas	Programa de Apoyo Al Transporte Regional (Art. 5a*)									Subtotal 512	Transitorio Transantiago	Subsidio Transporte - Transantiago	Subsidio Especial - Transantiago	Subsidio Bono 5 UTM	Iniciativas de Inversión	Transferencias de Capital
		(Art. 3b*)	Perímetros	(Art. 4a*)	Zonas Aisladas	Zonas Extremas	Transporte Escolar	Otros Programas	Operación	Servicio Elecciones	Conectividad Rural	TNE EXT	Art.5 (3 UTM)		520	521	522	523	002	
Arica y Parinacota				267.097	166.212		491.314	155.000		10.648		131.328	35.786	1.257.386				905.598		
Tarapacá		1.698.984			360.250		79.963	160.000				408.513	54.721	2.762.431				129.741	5.969	
Antofagasta		3.695.836		500.736	314.796		192.149	145.756		865	22.332	1.068.415	127.099	6.067.984				1.601.484		
Atacama				380.010	304.941		214.122	205.000			9.531	124.387	33.868	1.271.859				979.440	107.561	
Coquimbo				2.127.480	531.495		296.461	75.000			255.915	916.904	109.970	4.313.224				2.114.932	722.190	
Valparaíso	1.687.023	15.953.675		1.325.352	411.860		446.335	100.000		4.276	8.431	4.074.926	460.819	22.785.674				4.095.239	1.212.421	6.323.297
Metropolitana**					55.286		1.943.906	600.000		4.433	52.152	1.323.703	257.916	4.237.395	198.218.556	209.230.698	36.118.569	5.834.303	512.336	998.665
O'Higgins		977.203		440.767	470.018		1.973.741	460.000		8.346	86.504	727.222	119.151	5.262.953				1.909.985	826.747	
Maule				3.151.832	902.495		1.805.180			11.480	92.220	1.790.178	294.782	8.048.166				1.397.697		
Biobío	166.057	11.489.568		4.466.679	2.452.726		1.164.281	1.744.170		6.680	160.676	4.411.384	523.348	26.419.512				2.056.764	294.645	3.548.117
Araucanía		47.070	45.575	3.159.908	2.719.370		2.500.688	437.318		71.454	653.302	1.513.201	221.150	11.369.036				962.988	2.498.743	
Los Ríos				1.245.754	2.116.222		2.380.868			18.752	106.818	504.650	81.854	6.454.918				487.223	1.388.390	
Los Lagos	3.586.742			2.185.380	8.107.290		3.451.138	944.867			231.809	1.148.184	220.211	16.288.879				1.498.276	2.073.866	
Aysén	4.992.456			42.781	1.406.630		350.712			9.710	56.277	63.216	15.372	1.944.697				183.288	4.800	
Magallanes	1.665.428			86.867	1.489.964	2.468.932	107.121	100.000		6.715	117.795	48.881	11.394	4.437.669				571.152	64.818	
Operacional Regiones									1.672.659					1.672.659						
<b>TOTAL 2016</b>	<b>12.097.706</b>	<b>33.862.336</b>	<b>45.575</b>	<b>19.380.644</b>	<b>21.809.555</b>	<b>2.468.932</b>	<b>17.397.978</b>	<b>5.127.112</b>	<b>1.672.659</b>	<b>153.359</b>	<b>1.853.761</b>	<b>18.255.092</b>	<b>2.567.441</b>	<b>124.594.443</b>	<b>198.218.556</b>	<b>209.230.698</b>	<b>36.118.569</b>	<b>24.728.110</b>	<b>9.712.486</b>	<b>10.870.079</b>

\* Ley 20.378  
\*\* Comunas rurales RM

# SUBSIDIOS EJECUTADOS AÑO 2015, POR REGIONES

en miles de pesos




Región	Subt. 24-511	Subt. 24-01 512 regiones										Subt. 31-01	Subt. 33	TOTAL		
	Zonas Aisladas	Zonas Licitadas	Zonas no Licitadas	Programa de Apoyo Al Transporte Regional (Art. 5a*)							Subtotal 512	Iniciativas de Inversión	Transferencias de Capital			
		(Art. 3b*)	(Art. 4a*)	Zonas Aisladas	Zonas Extremas	Transporte Escolar	Otros Programas	Operación	Conectividad Rural	TNE EXT		Art.5 (3 UTM)	002		33-01	
Arica y Parinacota			330.174	154.303		405.326					118.107	20.255	1.028.166			1.028.166
Tarapacá		1.625.656	4.723	320.298		39.026	150.000				391.706	60.766	2.592.177	116.415		2.708.591
Antofagasta		3.487.959	313.295	282.774		96.621					1.013.037	101.277	5.294.964	364.880		5.659.844
Atacama			503.962	254.189		37.071					106.996	20.255	922.474	1.015.972		1.938.446
Coquimbo			1.226.290	576.815		235.013	165.000		90.055	826.442	101.277		3.220.891	537.578		3.758.468
Valparaíso	1.741.585	14.187.736	1.271.090	303.050		124.180	394.264			3.871.857	344.342		20.496.519	4.959.968	1.811.748	29.009.820
Metropolitana**				39.381		1.751.672			96.911	1.528.481	202.554		3.619.000	1.525.225	4.505.473	9.649.698
O'Higgins		1.094.161	531.313	490.828		1.694.631			51.319	678.495	101.277		4.642.024	760.752		5.402.776
Maule			2.761.185	782.009		1.547.120			46.139	1.611.647	222.810		6.970.909			6.970.909
Biobío	502.672	11.167.581	2.734.912	1.893.539		975.538	1.800.000		114.630	4.100.350	384.853		23.171.404	1.041.088	7.951.144	32.666.308
Araucanía		43.936	1.915.585	2.643.290		1.879.543	713.594		165.793	1.357.539	162.044		8.881.324	3.089.394		11.970.718
Los Ríos	292.640		864.738	1.581.132		2.181.113			68.592	455.563	60.766		5.211.904	994.581		6.499.125
Los Lagos	3.642.761		1.627.816	6.784.946		2.342.024	793.097		107.724	1.016.108	182.299		12.854.013	2.611.798		19.108.572
Aysén	3.989.095		55.534	1.496.898		277.974			13.450	57.067	40.511		1.941.433	175.250		6.105.778
Magallanes	1.697.162		115.921	1.425.616	1.360.025	74.207				44.127	20.255		3.040.151	143.175		4.880.487
Operacional Regiones								1.501.979					1.501.979			1.501.979
<b>TOTAL 2015</b>	<b>11.865.914</b>	<b>31.607.030</b>	<b>14.256.538</b>	<b>19.029.071</b>	<b>1.360.025</b>	<b>13.661.058</b>	<b>4.015.955</b>	<b>1.501.979</b>	<b>754.612</b>	<b>17.177.522</b>	<b>2.025.544</b>		<b>105.389.333</b>	<b>17.336.074</b>	<b>14.268.364</b>	<b>148.859.685</b>

\* Ley 20.378  
\*\* Comunas rurales RM



# SUBSIDIOS EJECUTADOS AÑO 2014, POR REGIONES

en miles de pesos



Región	Subt. 24-511	Subt. 24-01 512 regiones								Subt. 31-01	Subt. 33	TOTAL	
	Zonas Aisladas	Zonas Licitadas	Zonas no Licitadas	Programa de Apoyo Al Transporte Regional (Art. 5a*)					Subtotal 512	Iniciativas de Inversión	Transferencias de Capital		
		(Art. 3b*)	(Art. 4a*)	Zonas Aisladas	Zonas Extremas	Transporte Escolar	Otros Programas	Operación	Conectividad Rural	002	33-01		
Arica y Parinacota	0	-	189.707	135.703	-	354.492	47.550	-	-	727.452	52.930	-	780.382
Tarapacá	0	1.515.786	6.082	304.593	-	32.753	77.907	-	-	1.937.122	-	-	1.937.122
Antofagasta	0	3.418.527	199.582	251.756	-	96.243	321.244	-	-	4.287.351	-	-	4.287.351
Atacama	0	-	313.158	123.737	-	44.167	297.452	-	-	778.515	-	-	778.515
Coquimbo	0	-	1.400.685	557.849	-	254.711	348.974	-	41.837	2.604.056	20.517	-	2.624.573
Valparaíso	1.129.411	14.124.859	858.601	332.728	-	133.075	737.308	-	-	16.186.571	867.504	1.740.916	19.924.401
Metropolitana**	0	-	-	-	-	1.913.180	247.248	-	-	2.160.428	891.674	4.329.327	7.381.429
O'Higgins	0	944.489	331.971	480.967	-	1.935.135	215.344	-	32.052	3.939.960	-	-	3.939.960
Maule	0	-	2.191.294	820.117	-	1.643.819	434.084	-	19.420	5.108.734	231.967	-	5.340.702
Biobío	298.800	10.568.040	1.686.506	2.247.734	-	960.831	1.683.721	-	60.597	17.207.428	45.141	3.320.718	20.872.087
Araucanía	0	127.096	2.138.533	2.425.925	-	1.732.199	273.686	-	37.494	6.734.933	515.029	-	7.249.962
Los Ríos	950.749	-	827.565	1.028.856	-	2.340.343	102.435	-	70.809	4.370.007	2.000	-	5.322.756
Los Lagos	3.468.739	-	1.386.065	4.744.026	-	2.443.336	748.606	-	17.570	9.339.603	580.509	-	13.388.852
Aysén	4.092.066	-	33.797	1.354.113	-	285.825	57.048	-	-	1.730.784	17.565	-	5.840.415
Magallanes	1.637.249	-	72.507	1.172.669	867.952	70.319	22.926	-	-	2.206.373	-	-	3.843.622
Operacional Regiones									1.226.743	1.226.743			1.226.743
<b>TOTAL 2014</b>	<b>11.577.014</b>	<b>30.698.797</b>	<b>11.636.053</b>	<b>15.980.774</b>	<b>867.952</b>	<b>14.240.428</b>	<b>5.615.535</b>	<b>1.226.743</b>	<b>279.778</b>	<b>80.546.061</b>	<b>3.224.836</b>	<b>9.390.962</b>	<b>104.738.872</b>

\* Ley 20.378

\*\* Comunas rurales RM

# SUBSIDIOS EJECUTADOS AÑO 2013, POR REGIONES

en miles de pesos

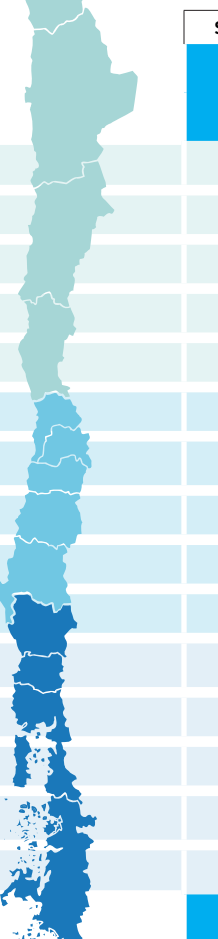
Región	Subt. 24-511	Subt. 24-01 512 regiones								Subt. 31-01	Subt. 33	TOTAL		
	Zonas Aisladas	Zonas Licitadas	Zonas no Licitadas	Programa de Apoyo Al Transporte Regional (Art. 5a*)					Subtotal 512	Iniciativas de Inversión	Transferencias de Capital			
		(Art. 3b*)	(Art. 4a*)	Zonas Aisladas	Zonas Extremas	Transporte Escolar	Otros Programas	Servicio Elecciones		Conectividad Rural	002		33-01	
Arica y Parinacota			163.599	113.054			246.597	60.000	14.490			3.974.320	4.572.060	
Tarapacá		1.374.133	5.245	261.190			29.608		3.320			169.000	1.842.497	
Antofagasta		3.483.180	172.115	217.247			74.103		2.815			400.000	4.349.459	
Atacama			270.060	72.505			39.603	140.000	2.139				524.308	
Coquimbo			1.207.919	469.159			238.860		25.655			1.800.000	3.741.593	
Valparaíso	808.000	14.518.002	740.438	250.445			111.086	493.065	6.291			3.656	7.394.897	24.325.879
Metropolitana**							1.741.954	1.401.552	4.429			1.888.500	1.572.778	6.609.212
O'Higgins		1.277.927	286.285	385.877			1.681.067	2.379.083	6.510			1.500	5.491.992	11.510.241
Maule			1.889.723	410.301			1.486.952		17.580			45.687	3.682.710	7.532.953
Biobío	75.712	10.735.376	1.454.405	1.329.441			797.368	1.574.000	15.690	7.933			4.000.000	19.989.925
Araucanía		127.535	1.844.223	2.041.041			1.584.495	2.761.453	58.236	3.488			150.000	8.570.471
Los Ríos	662.751		713.673	831.955			2.025.445		15.387	44.774			2.285.723	6.579.708
Los Lagos	3.062.120		1.195.311	5.086.901			2.195.627	1.220.937	59.867	1.600		7.269	150.000	12.979.631
Aysén	4.112.822		29.146	643.595			258.119	70.000	12.511				150.000	5.276.194
Magallanes	1.225.616		62.528	834.515	688.083		66.408	1.963.208	6.195				1.200.000	6.046.554
<b>TOTAL 2013</b>	<b>9.947.021</b>	<b>31.516.153</b>	<b>10.034.671</b>	<b>12.947.226</b>	<b>688.083</b>	<b>12.577.291</b>	<b>12.063.297</b>	<b>251.115</b>	<b>57.794</b>	<b>80.135.632</b>	<b>1.946.612</b>	<b>32.421.420</b>	<b>124.450.685</b>	

\* Ley 20.378

\*\* Comunas rurales RM

# SUBSIDIOS EJECUTADOS AÑO 2012, POR REGIONES

en miles de pesos



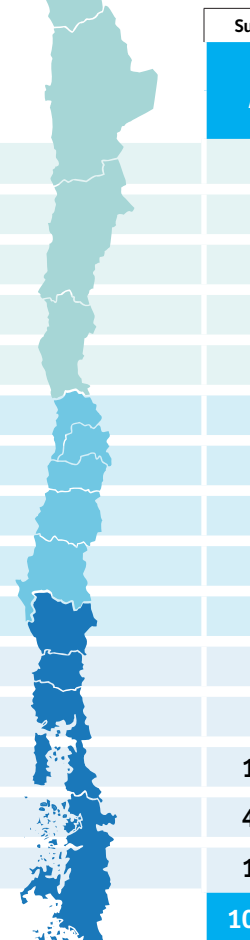
Región	Subt. 24-511	Subt. 24-01 512 regiones							Subt. 33-02	TOTAL
	Zonas Aisladas	Zonas Licitadas	Zonas no Licitadas	Programa de Apoyo al Transporte Regional (Art. 5a*)				Subtotal 512	Transferencia a Subdere	
		(Art. 3b*)	(Art. 4a*)	Zonas Aisladas	Zonas Extremas	Transporte Escolar	Otros Programas		(Art. 5b*)	
Arica y Parinacota	0	0	232.632	99.538	0	138.170	49.924	520.263	3.048.000	3.568.263
Tarapacá	0	1.264.782	4.449	274.351	0	0	1.905.722	3.449.305	1.000.000	4.449.305
Antofagasta	0	3.375.688	168.263	219.227	0	55.550	1.811.772	5.630.500	1.386.000	7.016.500
Atacama	0	0	284.787	64.307	0	39.146	505.145	893.385		893.385
Coquimbo	0	0	1.468.114	481.947	0	255.736	1.483.238	3.689.034	596.000	4.285.034
Valparaíso	736.422	13.710.632	490.688	159.152	0	98.785	1.111.422	15.570.678	2.000.000	18.307.100
Metropolitana**	0			0	0	1.969.265	1.331.994	3.301.259		3.301.259
O'Higgins	0	1.366.118	109.321	393.087	0	2.450.519	641.990	4.961.035	8.491.000	13.452.035
Maule	30.000	0	2.050.576	760.813	0	1.623.843	1.437.648	5.872.880	4.075.000	9.977.880
Biobío	0	10.450.394	900.161	2.018.938	0	877.980	4.469.885	18.717.359	4.712.000	23.429.359
Araucanía	0	63.513	2.033.754	1.767.785	0	1.599.479	1.751.823	7.216.355		7.216.355
Los Ríos	717.734	0	1.055.568	745.696	0	2.157.429	1.460.579	5.419.272	1.000.000	7.137.006
Los Lagos	1.856.722	0	1.449.821	4.345.736	0	2.374.642	1.314.472	9.484.671	7.072.000	18.413.393
Aysén	4.962.919	0	6.648	0	0	201.620	595.588	803.857		5.766.775
Magallanes	1.417.643	0	78.164	518.816	580.585	53.698	495.625	1.726.888	2.600.000	5.744.531
<b>TOTAL 2012</b>	<b>9.721.440</b>	<b>30.231.127</b>	<b>10.332.947</b>	<b>11.849.393</b>	<b>580.585</b>	<b>13.895.861</b>	<b>20.366.827</b>	<b>87.256.740</b>	<b>35.980.000</b>	<b>132.958.180</b>

\* Ley 20.378

\*\* Comunas rurales RM

# SUBSIDIOS EJECUTADOS AÑO 2011, POR REGIONES

en miles de pesos



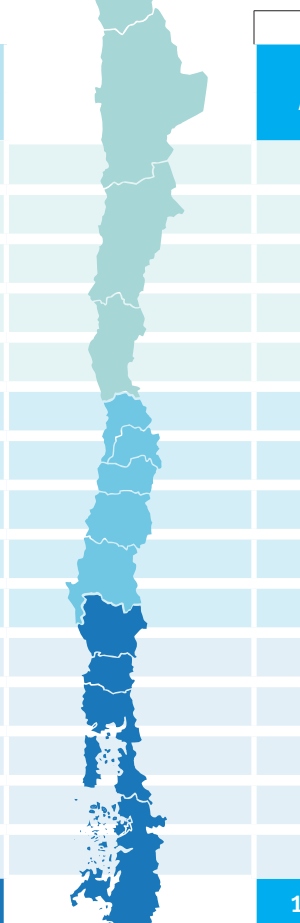
Región	Subt. 24-511	Subt. 24-512 regiones						Subt. 33	TOTAL	
	Zonas Aisladas	Zonas Licitadas	Zonas no Licitadas	Programa de Apoyo al Transporte Regional (Art. 5a*)			Subtotal 512	Transferencia a Subdere (Art. 5b*)		
		(Art. 3b*)	(Art. 4a*)	Zonas Aisladas	Zonas Extremas	Transporte Escolar				Otros Programas
Arica y Parinacota			4.764	94.647		23.499	3.573.267	3.696.177	653.449	4.349.626
Tarapacá		1.150.770	3.431	222.981		0	298.566	1.675.748	749.245	2.424.993
Antofagasta		2.385.858	129.442	112.139		60.787	809.783	3.498.009	982.482	4.480.491
Atacama			219.585	33.141		35.582	595.642	883.950	845.650	1.729.600
Coquimbo			1.132.809	288.582		155.974	886.198	2.463.562	1.186.897	3.650.459
Valparaíso	656.679	12.832.365	385.743	108.592		45.717	10.457.138	23.829.555	5.361.068	29.847.302
Metropolitana**		338.037				995.298	1.002.538	2.335.873	2.856.432	5.192.305
O'Higgins		869.299	84.923	299.239		1.819.752	1.306.964	4.380.177	2.228.333	6.608.510
Maule	238.321		1.590.322	302.506		1.445.465	2.177.366	5.515.659	1.658.716	7.412.696
Biobío		9.533.368	693.377	1.063.475		619.524	7.184.274	19.094.018	7.035.867	26.129.885
Araucanía	995.179		1.577.292	283.159		1.271.495	3.426.241	6.558.187	1.862.017	9.415.384
Los Ríos	769.720		991.710	571.397		1.623.166	1.131.801	4.318.074	958.898	6.046.692
Los Lagos	1.611.301		1.180.359	3.013.052		1.699.825	1.537.003	7.430.239	4.205.737	13.247.277
Aysén	4.094.851		5.216			166.650	262.089	433.955	1.342.849	5.871.655
Magallanes	1.685.038		67.497		352.354	46.879	853.066	1.319.796	972.360	3.977.194
<b>TOTAL 2011</b>	<b>10.051.089</b>	<b>27.109.695</b>	<b>8.066.470</b>	<b>6.392.912</b>	<b>352.354</b>	<b>10.009.612</b>	<b>35.501.936</b>	<b>87.432.979</b>	<b>32.900.000</b>	<b>130.384.068</b>

\* Ley 20.378

\*\* Comunas rurales RM

# SUBSIDIOS EJECUTADOS AÑO 2010, POR REGIONES

en miles de pesos



Región	511				Art. 5a) 512				Subt. 33-02	TOTAL
	Zonas Aisladas	(Art. 3b)	(Art. 4)	(Art. 4b)	Zonas Aisladas	Transporte Escolar	Zonas Extremas	Otros	(Art. 5b)	
Arica y Parinacota	55.400		222.928	127.915	41.053			440.000	800.000	1.687.296
Tarapacá	79.500	975.783	-	13.445	58.909			2.835.000	800.000	4.762.637
Antofagasta	81.686		94	84.182	6.000			268.900	2.200.000	2.640.862
Atacama	14.475		160.455	178.693	15.265			4.430.125	800.000	5.599.013
Coquimbo	85.428		916.110	468.087	82.134			2.458.454	4.100.000	8.110.213
Valparaíso	743.213	8.878.176	193.803	539.920	26.235			1.734.000	5.500.000	17.615.347
Metropolitana*	1.218.406	149.143	-	540.881	-			-	4.500.000	6.408.430
O'Higgins	133.078	535.963	5.949	498.915	58.960	10.107		2.544.384	1.934.755	5.722.111
Maule	509.234		486.188	808.243	10.429			2.495.115	4.685.000	8.994.209
Biobío	218.001	7.023.033	631.876	1.099.438	106.910			7.353.000	8.800.000	25.232.258
Araucanía	483.261		749.401	785.138	171.220			4.577.500	5.000.000	11.766.520
Los Ríos	1.155.623		378.196	314.116	142.158	1.298		5.809.414	3.185.000	10.985.805
Los Lagos	1.414.596		597.886	587.531	1.190.168			3.820.504	2.500.000	10.110.685
Aysén	3.524.395		4.227	61.266	-			284.750	200.000	4.074.638
Magallanes	1.652.811		6.321	66.260	-		229.136	285.955	180.000	2.420.483
<b>TOTAL 2010</b>	<b>11.369.106</b>	<b>17.562.099</b>	<b>4.353.434</b>	<b>6.174.030</b>	<b>1.909.441</b>	<b>11.405</b>	<b>229.136</b>	<b>39.337.101</b>	<b>45.184.755</b>	<b>126.130.507</b>

\* Comunas rurales RM